

Solutions for Your TOUGHEST  
MIXING Applications in

FOOD



Preparation of Batter and  
Coating Mixes

# Preparation of Batter and Coating Mixes

Batter mixes are widely used as a coating for deep-fried foods and in many other products including cakes, doughnuts, waffles, pancakes, pancake rolls, etc. When used as a coating the batter is typically applied by dipping or using an enrobing machine. Other application methods include depositing or spraying onto continuous baking drums or oven bands.

Formulations vary from simple flour/water mixes to more complex recipes containing ingredients including other low-protein flours such as rice flour, oil, whole or powdered egg, milk, milk powder, whey powder, spices, herbs, emulsifiers, sweeteners and other flavorings according to the end use. Powder to liquid ratios can be as high as 60:40.

## The Process

Preparation of the batter mix is carried out by a variety of methods, depending on factors including the scale of production and the type of ingredients. Generally batter mixes are prepared on a batch basis and discharged to a holding tank prior to use. In some cases (e.g. specialist products or small volumes) premixed recipes are prepared or bought in powder form and simply dispersed into water to create the batter mix.

Typical process requirements include:

- The powder/liquid mixing system must be capable of rapidly incorporating large quantities of powders at high concentrations - agglomerate-free and fully hydrated.
- Batches must be prepared quickly to order - especially when the batter mix is used in a continuous production line.
- The equipment must be easy to clean.

## The Problem

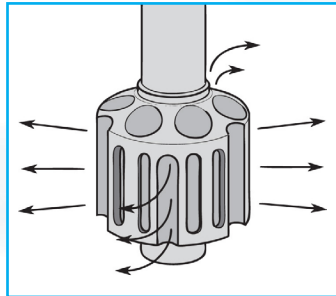
The process is subject to a number of problems when using agitators and conventional powder/liquid blending systems:

- The high powder to liquid ratio makes incorporation of the powder difficult. Long processing times may be required to complete dispersion and achieve a satisfactory consistency. This could lead to overshearing some components.
- Some powders can tend to float on the surface or conversely sink to the bottom of the vessel and remain undispersed. The mixer must provide efficient in-tank movement to prevent this.
- Some powders are very cohesive and must be added at a controlled rate to reduce agglomeration of particles.
- Agglomerates cannot readily be broken down by simple agitation. This can lead to long mixing times, inconsistency between batches, poor yield of raw materials and other problems further down the production line.\*
- Emulsifiers (where used) may require a degree of shear to obtain functionality.
- Cleaning of equipment can be difficult, especially more complex devices such as stirrer/ scrapers and planetary mixers. Partially hydrated material can build up on the vessel wall and wetted parts of the mixer raising potential hygiene issues and raw material wastage.

\* See separate Application Report, Deagglomerating Batter Mixes

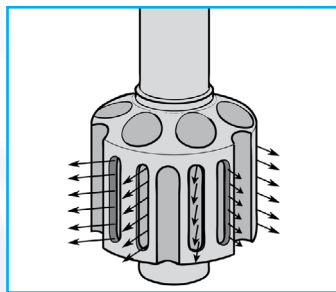
# The Solution

These problems can be overcome by using a Silverson Ultramix in the process vessel. This operates as described below. Silverson also offers rotor/stator mixers for Batch and In-Line operation and Flashmix powder/liquid mixing systems.



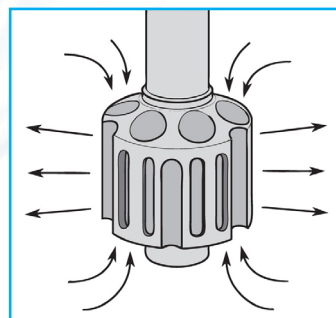
## Stage 1

As the Ultramix mixer rotates at high speed, the grooves on the outside of the dynamic mixing head project the surrounding liquid outwards with great force, creating an area of low pressure around the trailing edge of each groove.



## Stage 2

This draws product from within the mixing head, through the radial slots to the outside, subjecting the material to a shearing action. The grooves in the head drive the product outwards into the body of the mix at high velocity.



## Stage 3

As material is drawn out of the slots, fresh material is sucked in through the holes in the top and bottom of the mixing head; this material is then drawn out through the slots and projected back into the mix. The pumping effect of the grooves and the shear action of the radial slots ensures rapid mixing and develops a vigorous axial flow pattern throughout the vessel.

# The Advantages

The Ultramix offers a number of advantages over conventional mixers:

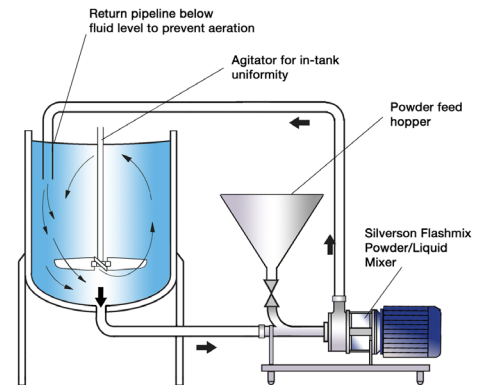
- Excellent in-tank movement throughout the viscosity range.
- The high shear mixing action ensures rapid incorporation of powders and an agglomerate-free mix even at very high concentrations.
- Maximized yield of raw materials.
- Improved batch-to-batch consistency.
- The Ultramix is designed for Cleaning-In-Place (CIP) and provide one of the most hygienic methods of in-tank mixing currently available.



The following additional models can be used for preparation of batter mixes:

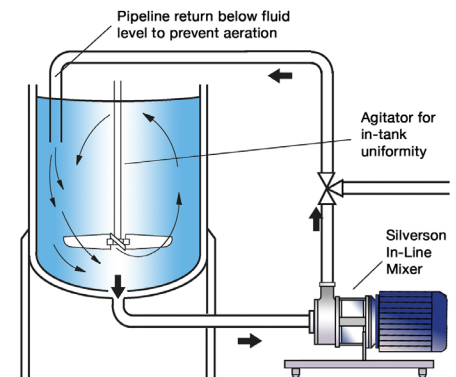
### Silverson Flashmix

- Capable of rapidly incorporating large volumes of powders
- Agglomerate-free mix
- Suitable for bulk production



### High Shear In-Line Mixers

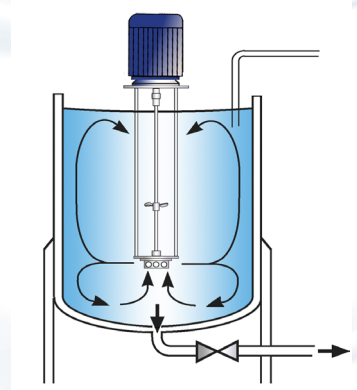
- Ideal for larger batches and recirculating contents of the holding tank\*
- Easily retrofitted to existing plant
- Must be used in conjunction with an efficient in-tank agitator such as a Ultramix to wet out powder
- Aeration free
- Self-pumping
- Can be used to discharge vessel
- Ultra Sanitary models available
- High Viscosity models available



\* See separate Application Report, Deagglomerating Batter Mixes

### High Shear Batch Mixers

- Suitable for batches of up to 400 US gallons
- Can be used on mobile floor stands
- Can easily be moved from vessel to vessel



For more information click here to go to [www.silverson.com](http://www.silverson.com)

Silverson Machines, Inc. 355 Chestnut Street, East Longmeadow, MA 01028  
Ph: (413) 525-4825 sales@silverson.com

Information contained in this report is believed to be correct and is included as a guide only. No warranty is expressed or implied as to fitness for use or freedom from patents. Silverson Machines reserve the right to change product specification without notice.

Issue No. 55FA4